

MODELLO: PICA

N.DIS.: C292_305

DISEGNATORE: ALESSANDRONI S.


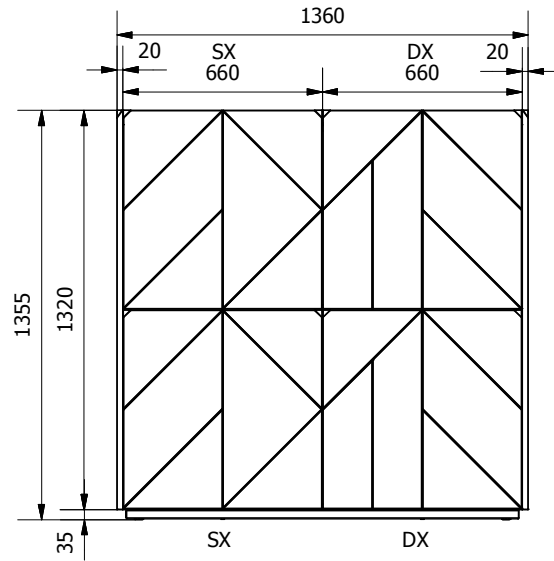


ARTICOLO: 15.66 / 15.76

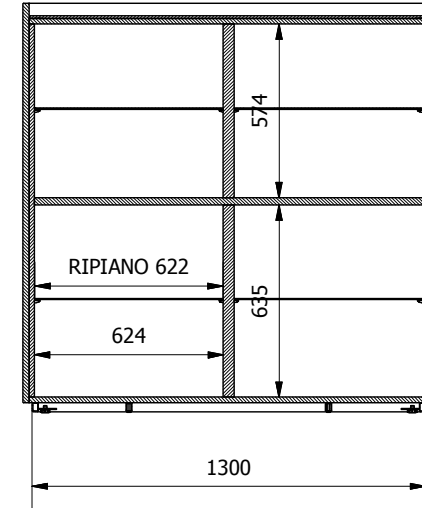
DATA: 26/10/2018

APPROVATO UFF. TECNICO

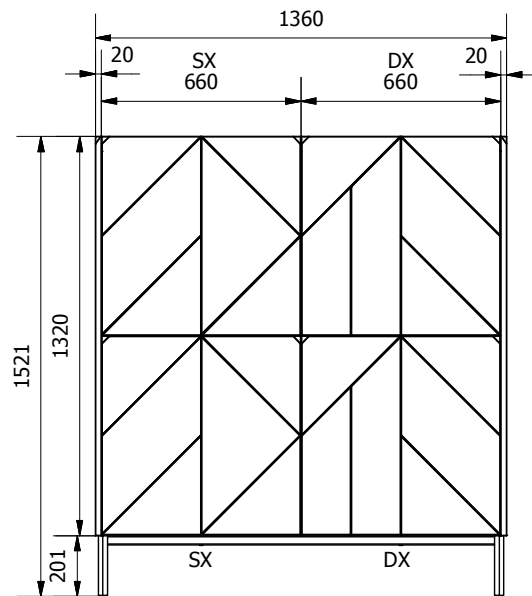
15.66



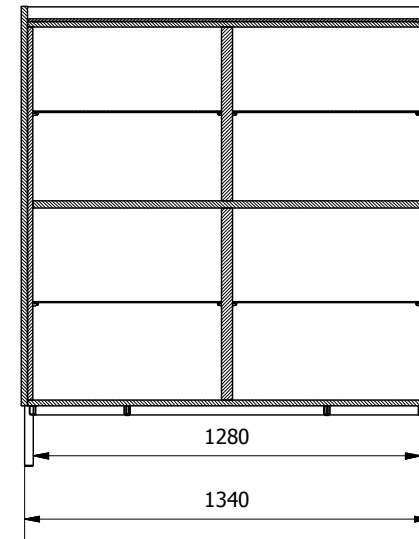
SEZ_A-A



15.76



SEZ_B-B



MODELLO: PICA - SEZIONI

N.DIS.: C292_301

DISEGNATORE: ALESSANDRONI S.

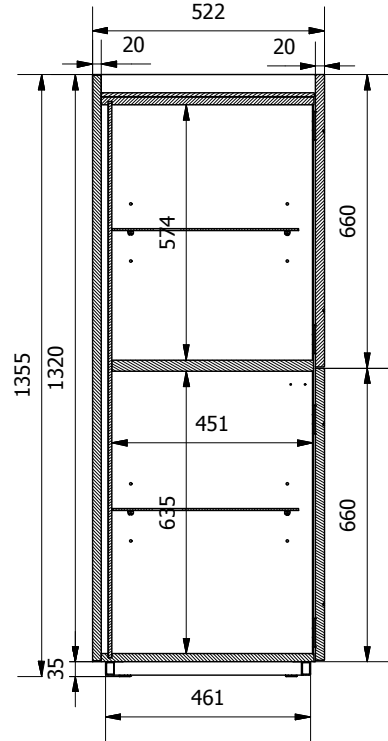


ARTICOLO: 15.66 / 15.76

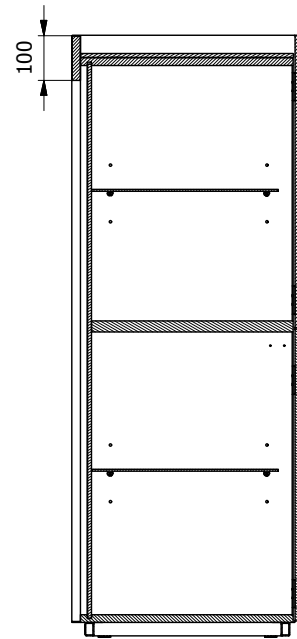
DATA: 26/10/2018

APPROVATO UFF. TECNICO

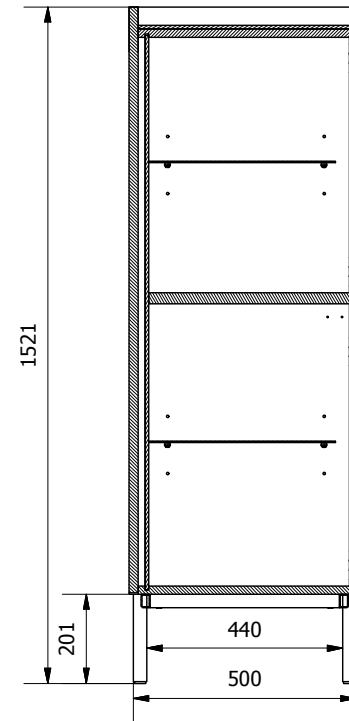
SEZIONE VANO ANTA
MADIE 15.66
CON SCHIENA A VISTA
522



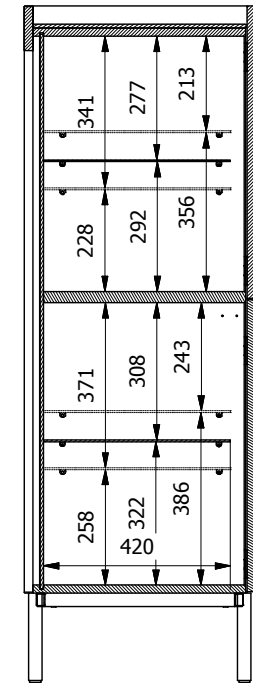
SEZIONE VANO ANTA
MADIE 15.66
CON SCHIENA NON A VISTA



SEZIONE VANO ANTA
MADIE 15.76
CON SCHIENA A VISTA



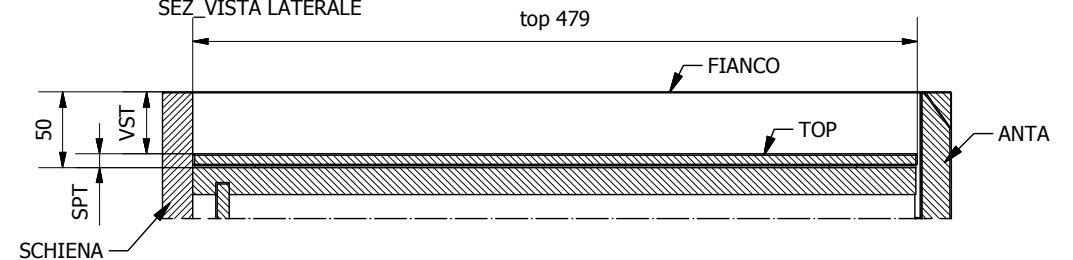
MISURE VANI INTERNI - VARIANTI NELLE
3 POSIZIONI POSSIBILI DEL RIPIANO



| | LAC e IMPIALL. sp.13 | CRIST. sp.8 | SUPERMARMO sp.11 | SUPERCEMENTO sp.10 |
|----------------------|-------------------------|----------------|---------------------|-----------------------|
| SPT - spessore top | 14 | 9 | 12 | 11 |
| VST - vano sopra top | 36 | 41 | 38 | 39 |

le misure sono espresse in mm

SEZ_VISTA LATERALE



VISTA DA SOPRA

