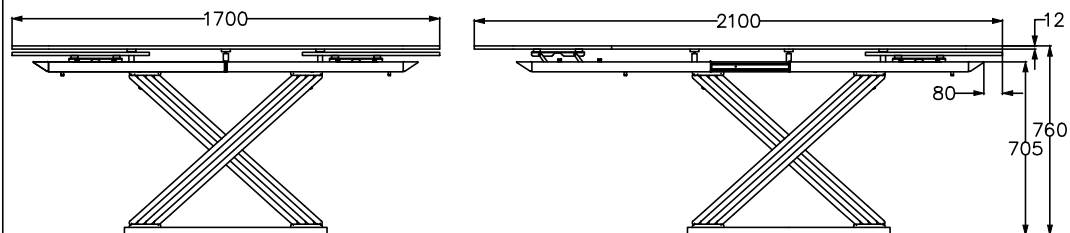


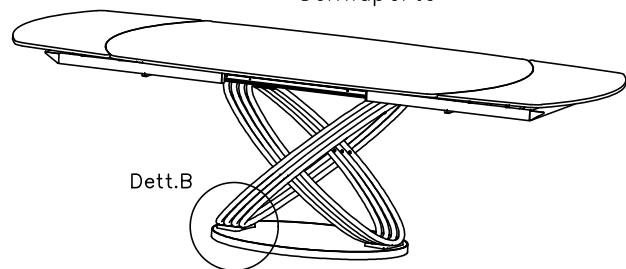
MODELLO: FUSION

Art. 52.06

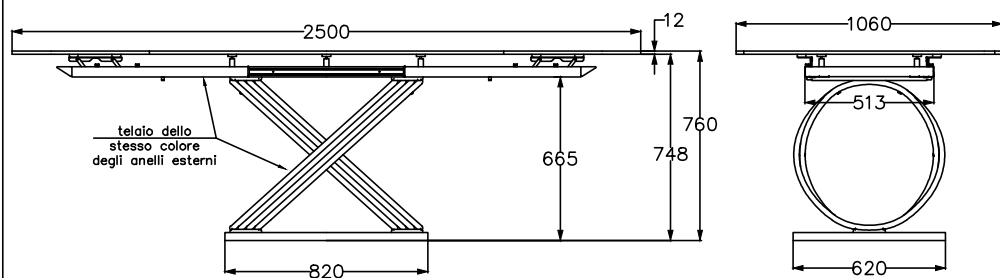


Chiuso

Semiaperto



Dett.B



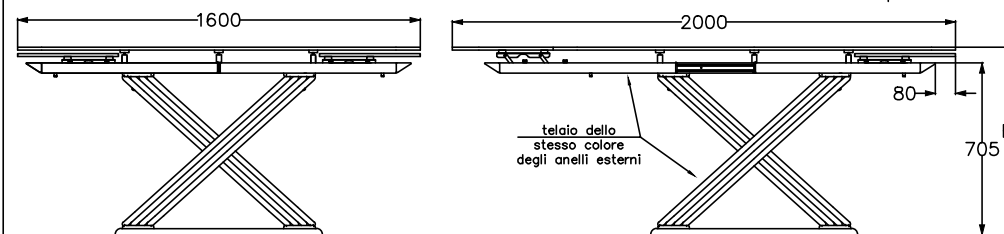
Aperto

Vista Laterale

Art. 52.05

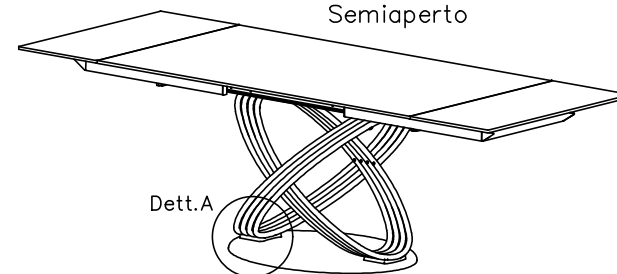
	impiallacciato	crystallo coprente	supermarmo/supercemento/ superceramica
SP-spessore piano	25	12	17
H-altezza	760	760	765

le misure sono espresse in mm

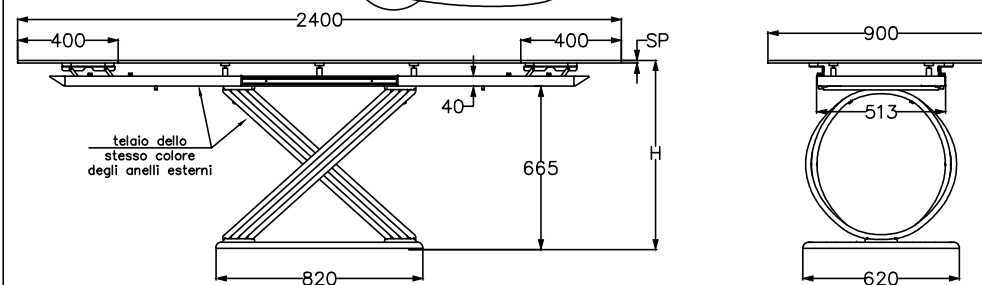


Chiuso

Semiaperto



Dett.A



Aperto

Vista Laterale

Basamenti: Tipo A e Tipo B

Tipo A
Dett.A-Base interamente verniciata



Tipo B
Dett.B-Base con cornice verniciata e piano personalizzabile in legno o supermarmo



N° DIS.: T173_300

DATA: 31-Mar-17

DISEGNATORE: CARPINETI E.

REV.: -

DATA: -

MODIFICA: -

APPROVATO:
Uff. TECNICO

REV.: -

DATA: -

MODIFICA: -

BONTEMPI
CASA