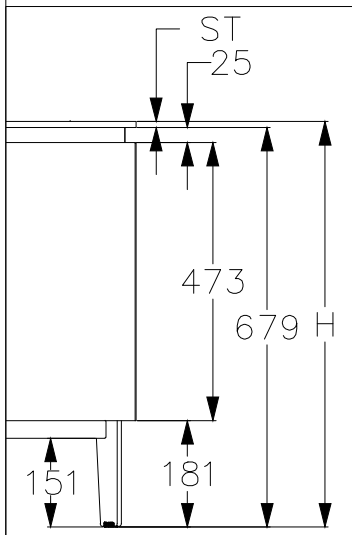


MODELLO: COSMOPOLITAN					
ARTICOLO: 15.32/15.33/15.34/15.35/15.36/15.37/15.38					
	LAC sp.19	CRIST sp.4	SUPERMARMO sp.5	CEMENTO sp.6	CERAMICA sp.3
L-Larghezza Totale	2438	2440	2442	2444	2438
H-Altezza	685	687	684	685	688
SP-Spessore anta / frontale cassetto	19	20	21	22	19
ST-Spessore Top	6	8	5	6	9

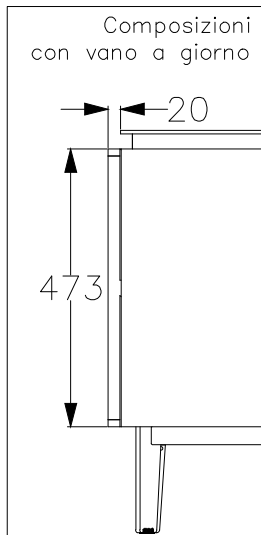
P-Profondità	LAC sp.19	CRIST sp.4	SUPERMARMO sp.5	CEMENTO sp.6	CERAMICA sp.3
15.32-15.36-15.37-15.38	550	548	549	550	547
15.33-15.34-15.35	570	567	567	567	567

PCS-Profondità con schienale	LAC sp.19	CRIST sp.4	SUPERMARMO sp.5	CEMENTO sp.6	CERAMICA sp.3
15.32-15.36-15.37-15.38	550	552	554	556	550
15.33-15.34-15.35	570	571	572	573	570

le misure sono espresse in mm



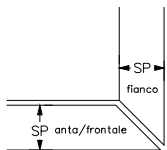
Vista frontale, dettaglio



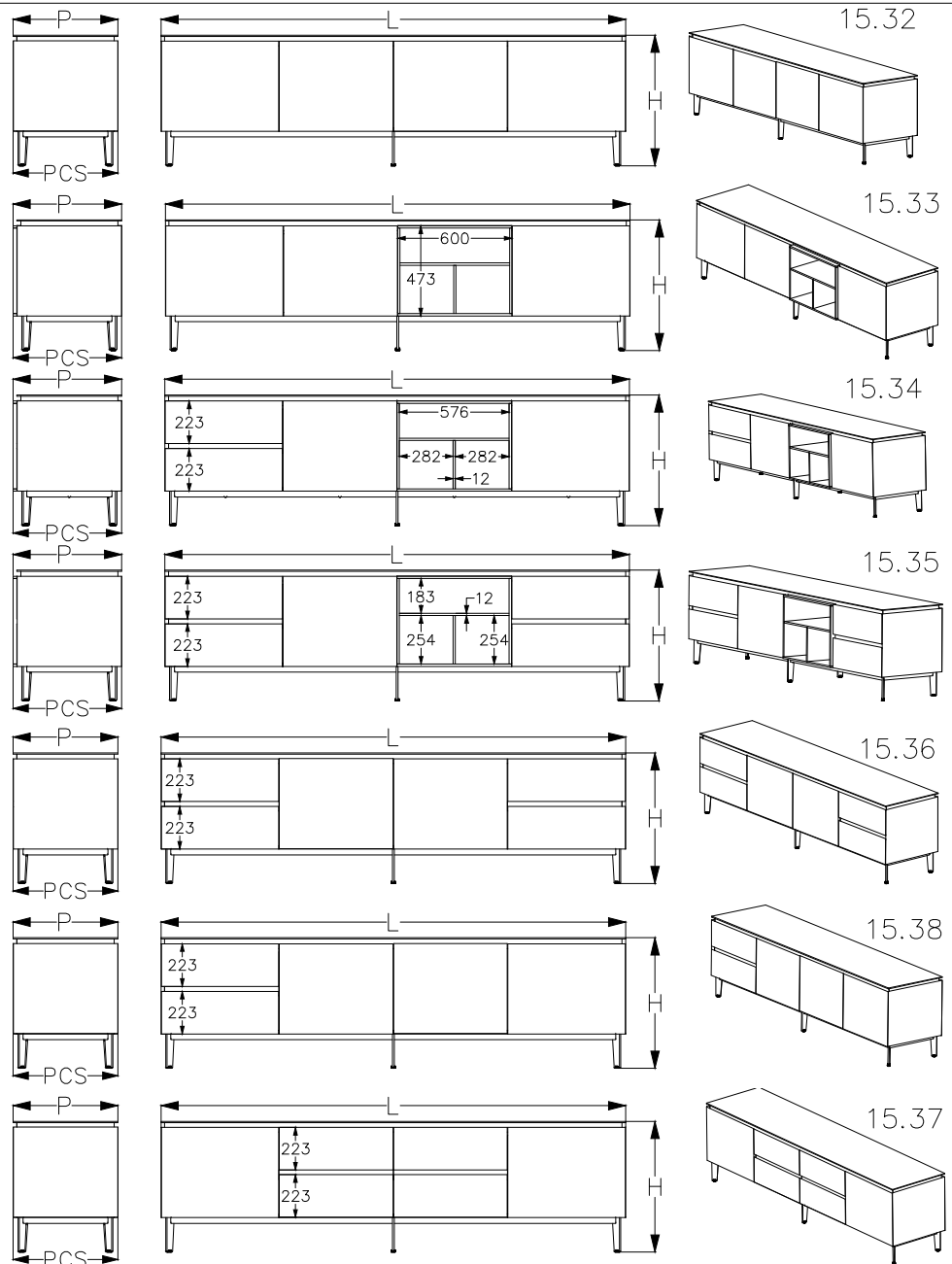
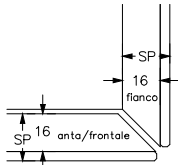
Vista laterale, dettaglio

Composizioni con vano a giorno

Dett.Anta/Fianco  
Versione laccata



Dett.Anta/Fianco  
Altre versioni



N° DIS.: C273\_302

DATA: 06-Dic-16

DISEGNATORE: CARPINETI E.

REV.: -

DATA: -

MODIFICA: -

APPROVATO:  
Uff. TECNICO

REV.: -

DATA: -

MODIFICA: -

**BONTEMPI**  
CASA