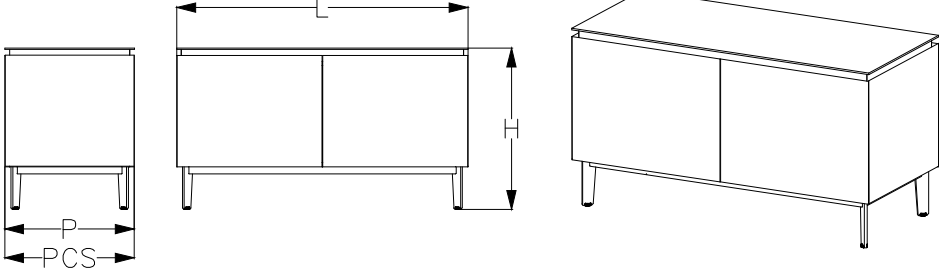


MODELLO: COSMOPOLITAN
 ARTICOLO: 15.25 / 15.26

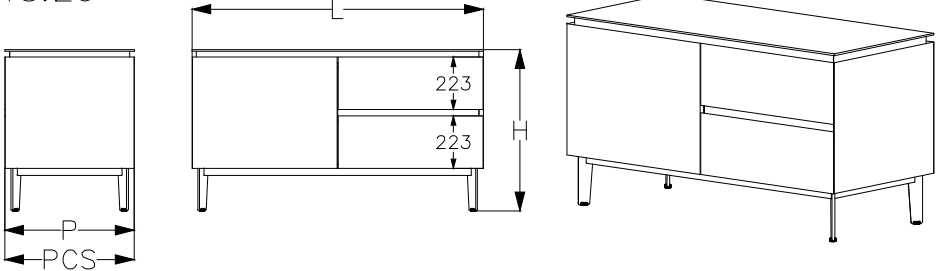
	LAC sp.19	CRIST sp.4	SUPERMARMO sp.5	CEMENTO sp.6	CERAMICA sp.3
L-Larghezza Totale	1238	1240	1242	1244	1238
P-Profondità	550	548	549	550	547
PCS-Profondità con schienale	550	552	554	556	550
H-Altezza	685	687	684	685	688
SP-Spessore anta / frontale cassetto	19	20	21	22	19
ST-Spessore Top	6	8	5	6	9

le misure sono espresse in mm

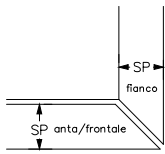
15.25



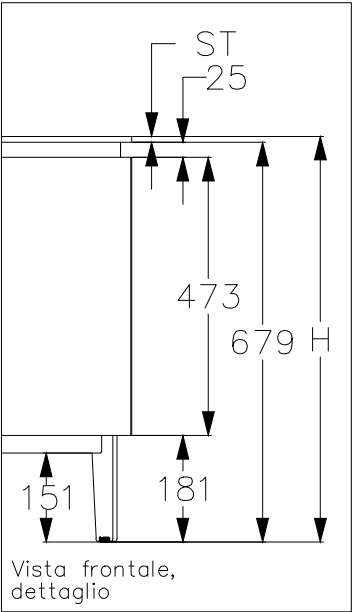
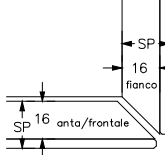
15.26



Dett.Anta/Fianco
Versione laccata



Dett.Anta/Fianco
Altre versioni



Vista frontale,
dettaglio

N° DIS.: C273_300	DATA: 06-Dic-16	DISEGNATORE: CARPINETI E.		APPROVATO: Uff. TECNICO	BONTEMPI CASA
REV.: -	DATA: -	MODIFICA: -			
REV.: -	DATA: -	MODIFICA: -			